

# Port of San Diego

## ACASCO

November 7, 2012



# About the Port

- Created by legislature to:
  - Manage San Diego Harbor
  - Administer the public lands along San Diego Bay





## Our Mission

Balance regional economic benefits, recreational opportunities, environmental stewardship and public safety while protecting Tidelands Trust resources on behalf of the citizens of California





# Port of San Diego Jurisdiction



# Port by the Numbers

- 556 Employees
- 13 departments
- Estimated Revenues: FY11-12

<u>Type</u>	<u>Amount</u>
Real Estate	\$79.8 million
Maritime	\$33.1 million
Harbor Police	\$15.6 million
Other*	<u>\$2.2 million</u>
Total	\$130.7 million

\* Includes grants, interest and investment income and legal settlements





# Economic Engine:

## **\$1.5 billion invested since 1963**



- 2 maritime cargo terminals
- San Diego Convention Center & expansion
- 17 Public Parks
- B Street Cruise Ship Terminal
- Chula Vista Marina
- Airport terminals & expansions
- Shelter Island
- Harbor Island
- National City Marina Basin

# State of the Port Economy

- 14 Hotels
- 68 Restaurants
- 2 Retail Centers
- 19 Marinas & Yacht Clubs
- 3 Shipyards
- 9 Boatyards







# The Port's Keys to Success: Cargo Business

- Niche Port
- Two ocean cargo terminals
  - Tenth Avenue Marine Terminal
  - National City Marine Terminal
- Strategic Port (DoD)
- Rail and Highway connections





# The Port's Keys to Success:



## Tenth Ave Marine Terminal Tenants

- Dole Fresh Fruit
- Harborside Refrigeration
- Searles Valley Minerals
- Cemex



## National City Marine Terminal Tenants

- Pasha Group
- Weyerhaeuser Co
- Dixieline Lumber





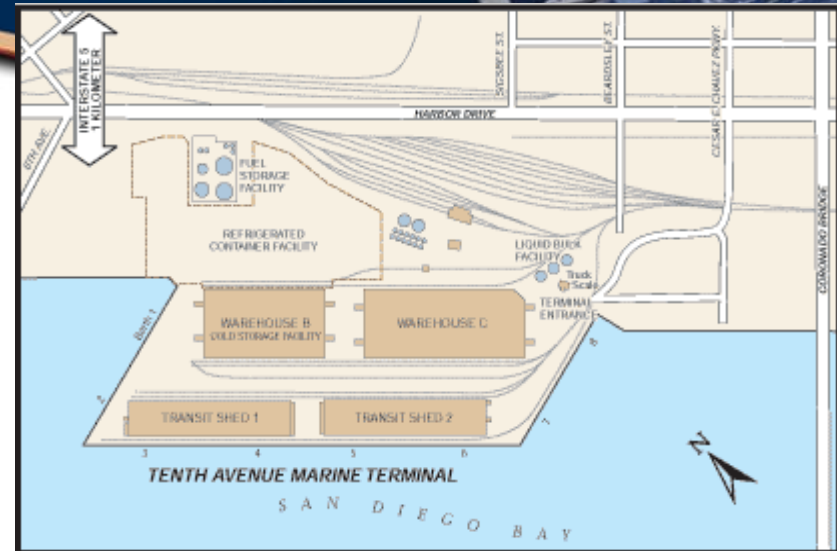
# Tenth Avenue Marine Terminal





## Tenth Avenue Marine Terminal

- 96 ac. Terminal
- 11,360 l.f. Total Rail Trackage
- 1,000,000 s.f. Warehouse Space
- 300,000 s.f. on-dock Cold Storage Facility
- 25 ac. - Paved Laydown
- Eight berths (up to 42' MLLW)
- 31,000 ton silo storage



# National City Marine Terminal





## National City Marine Terminal

- Terminal Operator: The Pasha Group
- Max. capacity of 750,000 cars per year
- 1 out 10 imported cars into U.S. via NCMT
- Vehicle processing & Value-added svcs.
- Major Automobile Distribution Facility:
  - Volkswagen/Audi, Mazda, Hyundai, Kia, Mitsubishi-Fuso, Porsche, Bentley, Lamborghini & Lotus
- Hawaiian service: Weekly in 2013
- 125 ac. Paved laydown
- 3,100 l.f. – On-dock Rail Trackage
- Lumber importation and distribution facility





# Service Providers



- Stevedore Companies: SSA Marine, Metro, Ports America and Pasha
- ILWU
- Ocean Carriers: Dole Fresh Fruit, Auto Carriers, Oldendorff, BBC, Rickmers, ECL, among others.
- BNSF
- Trucking Companies
- Maritime Agencies
- Customs and Border Protection, and USDA

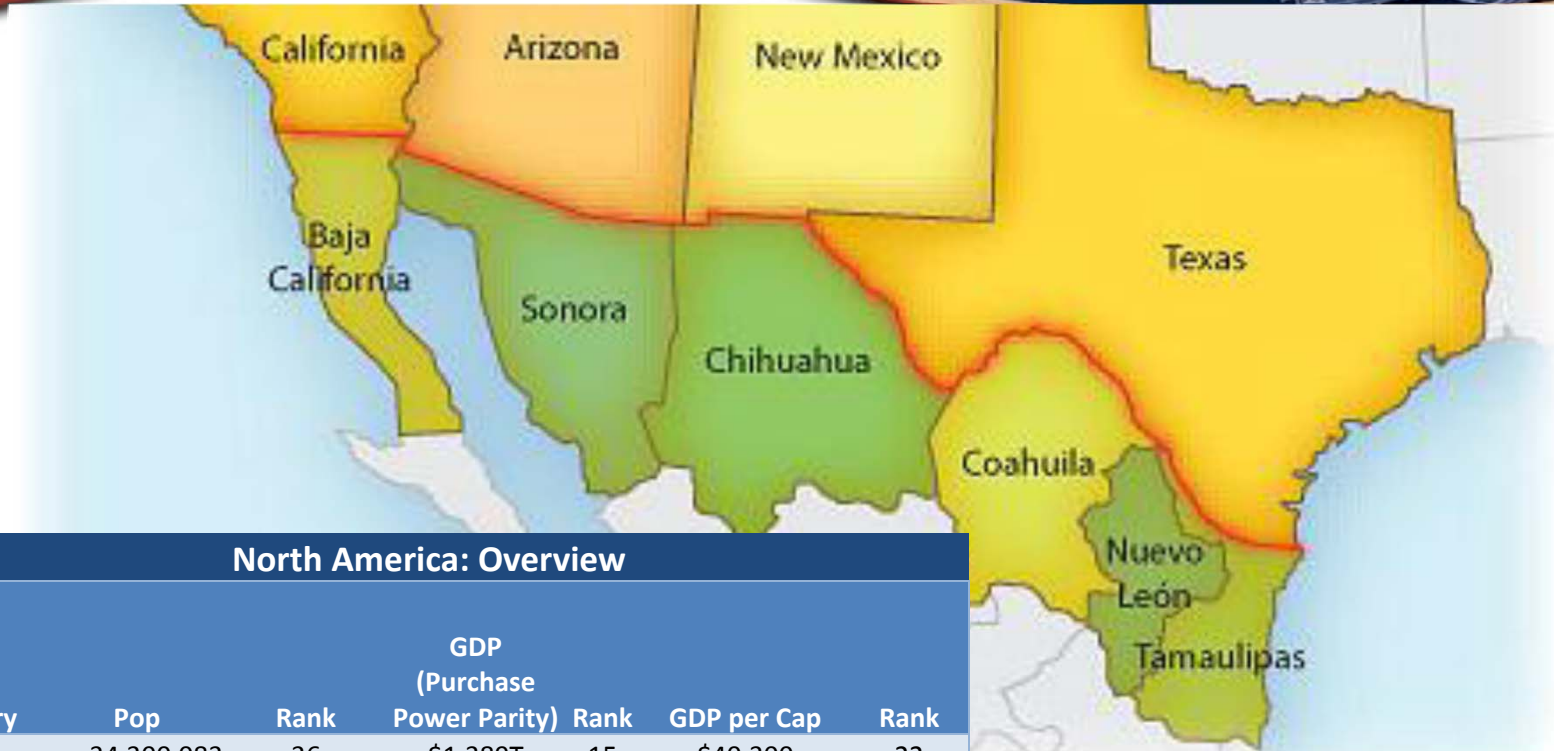


# Target Business

- Alternative Energy Project Components
- Produce
- Steel
- Machinery
- Autos



# Target Business



## North America: Overview

Country	Pop	Rank	GDP (Purchase Power Parity)	Rank	GDP per Cap	Rank
Canada	34,300,083	36	\$1.389T	15	\$40,300	22
U.S.	313,847,465	3	\$15.04T	2	\$48,100	12
Mexico	114,975,406	11	\$1.67T	12	\$15,100	81

Source: CIA World Factbook (2011 & 2012 Est.)

GDP Rank	Country
1	U.S.
2	China
3	Japan
10 U.S. & MX Border States	
4	Germany

Source: ASU NACTS



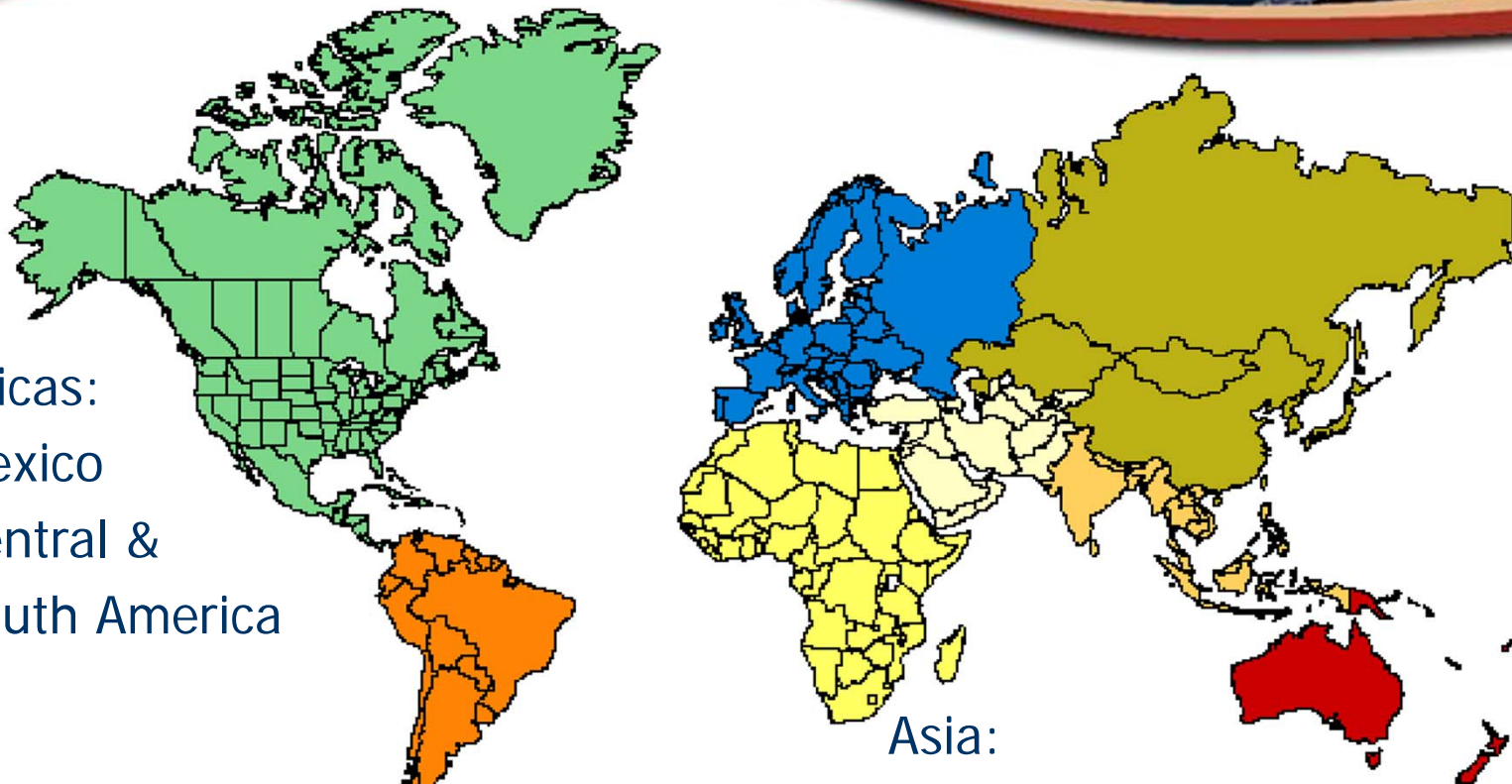
# Trade Partners

Americas:  
Mexico  
Central &  
South America

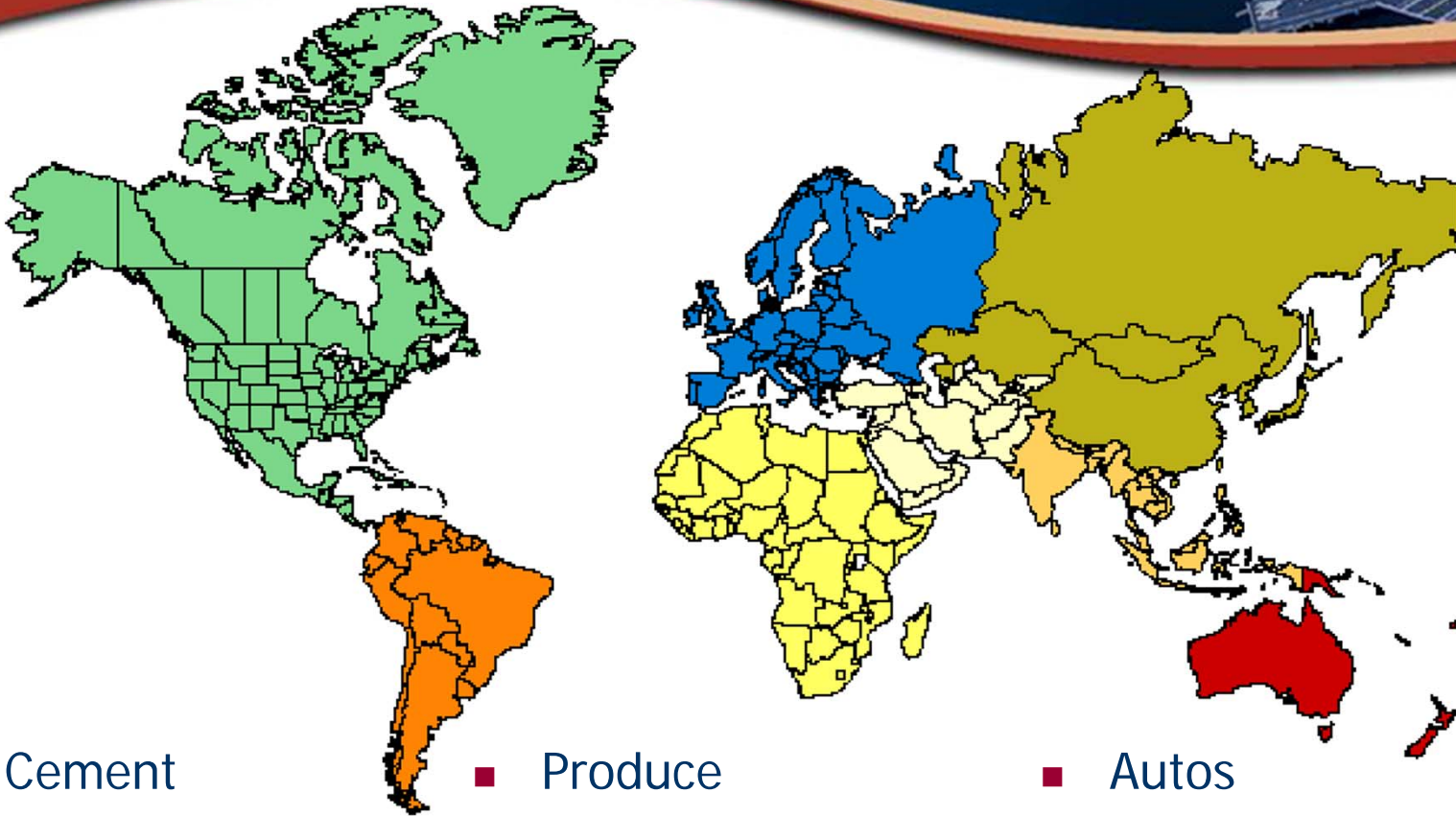
Europe:  
Norway, Germany,  
Luxemburg, Belgium  
Netherlands, Russia, Spain,  
Czech Republic & France

Asia:

China, Japan, Australia,  
Vietnam, South Korea,  
Indonesia, Mongolia, Taiwan  
& India



# Commodities



- Cement
- Bauxite
- Fertilizers
- Soda Ash

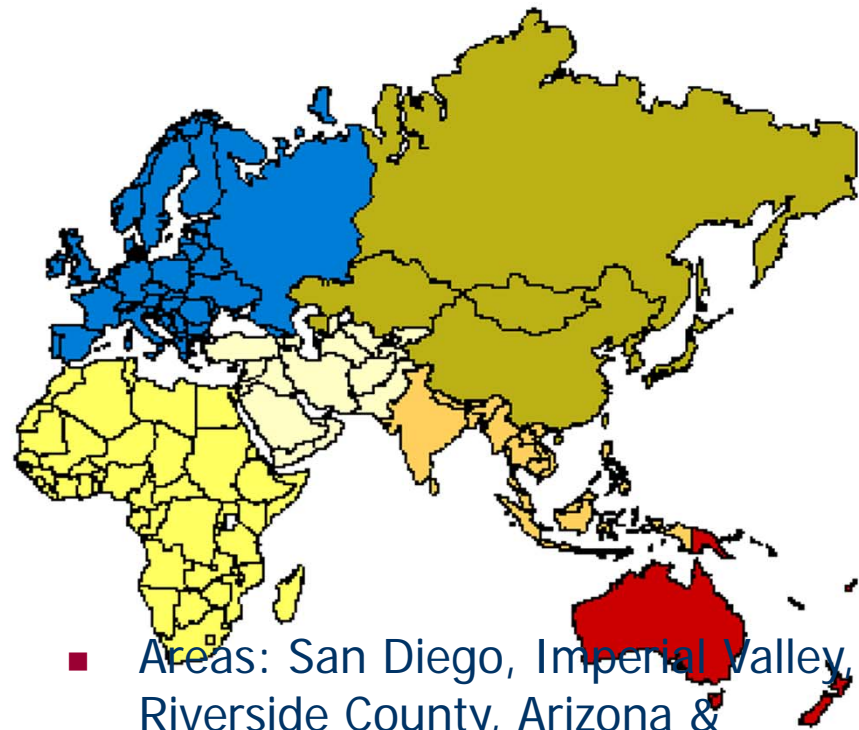
- Produce
- Machinery
- Lumber
- Energy Components

- Autos
- Project Cargos
- Steel Products
- Military Cargos

# Exports



- Committed to increase exports: NEI
- Brookings Institute MEEP Sponsor
- Autos, Defense/Military, Produce/Perishables, Energy, Marine Technology



- Areas: San Diego, Imperial Valley, Riverside County, Arizona & Baja California
- Export Markets: Far East, India and Central & South America



# Conclusion

## Looking to the Future...

Trade/Demand Growing

Funding of Infrastructure Essential

Growing Regional Economic Engine

# Questions?

**Connie Le Fevre**

**619-686-6301**

**[clefevre@portofsandiego.org](mailto:clefevre@portofsandiego.org)**